

# Year 6

## SATs Information Evening

Monday 18<sup>th</sup> March 2024

# Aims of the session

- To share important information about KS2 SATs.
- To discuss changes to the papers for 2024.
- To answer any questions about KS2 SATs.
- To share ideas about how you as a parent can help your child at home.

# What are KS2 SATs?

- Standardised Assessment Tests.

- All children have to be tested before they go to secondary school.

- Provide assessment information for secondary schools.

- Purpose - assign National Curriculum levels/attainment scores to children before they leave primary school.

# What level should Y6 children be at?

Children are given a standardised score (between 80 and 120) based upon the national average for each test.

The average score across the country became the 'standard' score of 100 and children scoring below average received a score of less than 100. Children scoring above average received a score of more than 100.

Some children will be higher than the 100 score and some will be lower. Teachers at parents' evening will have spoken to you about their current attainment and progress.

# Scaled Scores

## 2023

Greater Depth	(GDP)	110 - 120
National		
Expectation	(EXS)	100 - 109
Working		
towards	(WTS)	80 - 99
Has not met the		
standard	(HNM)	N

# Main changes from Previous format

- No more Level 6 papers.
- Papers will include Level 6 questions that all children will be expected to answer.
- Mental maths is now in a written format.

# What does teacher assessment involve, and is it different from testing?

- Teacher assessment draws together everything the teacher or teachers know about a child, including observations, marked work and school assessments.
- Teacher assessment is not a 'snapshot' like tests and is therefore more reliable.
- Writing TA submitted to DFE.
- Teacher assessment across other subjects is recorded using the school data system and reported to parents at the end of the year.
- You will still receive an end of year report.

# How is SATs week organised?

- A timetable is issued to school, telling us on which days/sessions tests must be administered.
- All children must sit the tests on the same day. Tests will be taken in the morning.
- Test papers can only be opened 1 hour before the tests begin.
- Tests are completed in the classrooms or other rooms in school depending on the test and the needs of the individual.
- Some children may be allocated a scribe.
- Some children may be allowed a percentage of extra time on each paper.



# SATs Timetable

Year 6 SATs Week 13<sup>th</sup> -16<sup>th</sup> May 2024

Date	1st	2nd
Monday 13 <sup>th</sup> May 2024	English Grammar, Punctuation and Spelling test - Paper 1	English Grammar, Punctuation and Spelling test - Paper 2
Tuesday 14 <sup>th</sup> May 2024	English Reading Test	
Wednesday 15 <sup>th</sup> May 2024	Arithmetic Mathematics Paper 1	Mathematics - Paper 2 - Reasoning
Thursday 16 <sup>th</sup> May 2024	Mathematics - Paper 3 - Reasoning	

During SATs week:



• Please ensure that your child is in school every day during SATs week.

• Ensure that they are in school on time.

• Please don't book anything during this term e.g. doctor's appointments, holidays etc.

• If your child is ill, let us know immediately.

# English SATs

English SATs consist of:

- A reading test
- A grammar, punctuation and spelling test





# Reading



- Format is the same as last year.
- 1 hour to read booklet and answer questions.
- There will be 3 texts and sets of questions. The least demanding text will come first.
- There are a variety of different questions to be answered in different ways.
- Children cannot have any adult help in this test.

## English reading

## Reading answer booklet

First name					
Middle name					
Last name					
Date of birth	Day		Month		Year
School name					

## SAMPLE BOOKLET

Published July 2015

This sample test indicates how the national curriculum will be assessed from 2016. Further information is available on GOV.UK at [www.gov.uk/sta](http://www.gov.uk/sta).



PUPIL ID NUMBER



- 11 Using information from the text, tick one box in each row to show whether each statement is a **fact** or an **opinion**.

	Fact	Opinion
Anousheh Ansari kept an online diary.	<input type="checkbox"/>	<input type="checkbox"/>
Brushing your teeth in space is a joy.	<input type="checkbox"/>	<input type="checkbox"/>
Being weightless is endlessly entertaining.	<input type="checkbox"/>	<input type="checkbox"/>
Tourists can stay on the International Space Station.	<input type="checkbox"/>	<input type="checkbox"/>

1 mark

- 12 ...in a flash... (page 6)

What does this tell you about the burning of rocks in space?

---



---

1 mark

- 13 Find out when a meteor shower is due and arrange to go star spotting with an adult...

In this sentence, the word *arrange* is closest in meaning to...

Tick one.

- set out.
- meet.
- pack up.
- plan.

1 mark



• There are 4 main types of questions on the reading paper:

• Literal - answer is there in the text

• Deductive - look for clues

• Inferential - read between the lines

• Authorial intent - e.g. why does an author use a particular word



Sentence from:



'A Day in the English Countryside'

*As the afternoon light started to fade, the cow stopped eating grass, stood instead with its head over the gate and gazed expectantly down the lane.*

1. How light was it? (Literal)
2. What three things did the cow do? (Literal)
3. What time of day was it? (Deductive)
4. Where was the cow? (Deductive)
5. What do you think the cow was expecting? (Inferential)
6. What strategies does the writer use to give the reader so much information in a single sentence? (Authorial intent)



How can parents help with reading?



- Ensure your child reads every night!

- Encourage them to read fiction and non-fiction.

- Try to ask them questions about the text.

- Help them with the different skills of reading especially 'skim' reading where they are looking for key words in the text.

- Speed reading.





# Grammar, Spelling & Punctuation



- Started in 2013
- 45 minutes test on grammar

## Spelling

3

Draw a line to match each prefix to the correct word so that it makes a new word.

Prefix	Word
re	mature
de	understood
mis	legible
im	frost
il	do

1. Sara wanted to be an explorer and \_\_\_\_\_ new lands.
2. The spy was sent on a secret \_\_\_\_\_.
3. For PE lessons, your clothes should be \_\_\_\_\_ and comfortable.
4. The \_\_\_\_\_ showed which way to go.
5. China is a large \_\_\_\_\_.

- Spelling test is separate.
- Worth 20 marks out of 70.
- Can affect the overall level obtained.



## How can parents help with writing?



- Again, reading a variety of texts - the more children read, the more familiar they become with different text types.
- Spelling homework - working through spelling lists and focussing on learning the spelling rule/pattern.
- Encouraging your child to complete all homework and discussing their work with them.



# Mathematics



• Mathematics SATs consist of:

• A mental arithmetic test - Paper 1.

This is no longer an audio test. Children have 30 minutes to complete 36 questions. There is no reading involved.

• Two reasoning test papers

Paper 2 and Paper 3

Each reasoning paper will last 40 minutes.




# Mathematics



Equipment allowed in the mental arithmetic paper;  
pencil and rubber only.

Children are allowed a pencil, ruler, protractor and mirror  
for Papers 2 and 3. They may not need to use all of them.  
The school will provide these resources for every child.



The key stage 2 mathematics test materials comprise:

- Paper 1: arithmetic (40 marks)
- Paper 2: reasoning (35 marks)
- Paper 3: reasoning (35 marks)

Some questions are worth one mark and therefore accuracy is important.

Other questions are worth two marks and, even if the answer is wrong, a mark may be given for correct working if they have made no more than 1 calculation error.

Teachers may read questions in papers 2 and 3 to pupils if asked.

# Typical arithmetic questions

19

$$\frac{1}{9} + \frac{4}{9} =$$

1 mark

20

$$5,756 + 8,643 =$$

1 mark



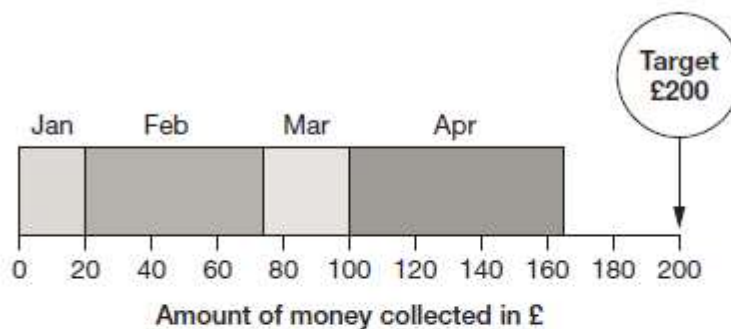
4

# Examples of reasoning paper questions



A school plans to collect £200 between January and May.

This chart shows how much they collected by the end of April.



Write the name of **each** month where they collected more than £50

---

1 mark


How much money did they collect in February and March **altogether**?

£

1 mark



## How can parents help with Maths?



• Support with homework - not just helping with the Maths but reading the question can really help.

### •TIMES TABLES!

• Help your child to check their work through - this will help them to spot mistakes that can sometimes be easily fixed.

• Revision guides.

• Using mock papers.



# What are we doing in school to prepare?

- Cross-curricular teaching.
- Temporary timetable changes.
- Additional maths & literacy support.
- Teaching assistant support.
- Homework.
- Test preparation.
- Encouragement and openness.
- Booster groups.



# Booster Classes



- Revision lessons have been happening at SMSG.
- Additional sessions for mental arithmetic and SPaG as and when required during school time.
- Opportunity for some before school sessions.
- Many children will have interventions each week.
- Booster groups for a number of children during the school day.

# How can parents help?

- The best help is interest taken in learning and progress.
- Good communication between the school and home.
- Getting plenty of sleep on a school night!
- Ensuring attendance at school from now until SATs.
- Support with homework - provide a quiet place for work, refer to any revision guides/websites.

# How can parents help?

- Healthy diet - eat breakfast.
- Drink plenty of water at home and school.
- Encourage your child positively, without putting too much pressure on them.
- Read with your child, discussing the content and choice of words the author has made. Ask your child questions about their reading, encouraging them to identify words or phrases to back up their answers.

# Health and wellbeing

- The school will operate a 'breakfast club' during SATs week.
- We will make use of our pastoral team over the coming weeks to ensure the children are able to talk about any anxieties.
- Ensuring a positive approach is taken to learning and the school do not place unnecessary pressure on children.
- On the Friday of SATs week there will be a reward for the children with many fun and relaxing activities to recognise their hard work.

# Useful Websites

# TT Rockstars

<https://trockstars.com/>



# Woodlands Juniors

<http://www.primaryhomeworkhelp.co.uk/maths/sats/index.html>

**Woodlands Junior School** **Woodlands Maths - Year 6 Sats**


| [Maths Index](#) | [Literacy Zone](#) | [Science Zone](#) | [Homework Help](#) | [Woodlands Games](#) |

**YOU ARE HERE** : [Homepage](#) > [Site Map](#) > [Revision Zone](#) > [Maths Zone](#) > [Sats](#)

**Year 6 Sats and other Tests**  
[Back to Maths Zone index](#)

**Preparing for Maths Sats and other tests**

[Worried about Sats?](#)

 [Play this fun game](#) (Squares, multiples, triangular numbers....)

[Past Sats Papers](#)

[Past SAT Papers for all subjects](#)

The following Sats Questions are taken from past papers.

[Test A](#) (no answers supplied)

Start | Start Center | 2 Windows ... | Publication1 ... | Sats Maths R... | Microsoft Po... | EN | 10:13



# BBC Bitesize

<http://www.bbc.co.uk/bitesize/ks2/>

The screenshot shows the BBC KS2 Bitesize website as it appeared in a Windows Internet Explorer browser window. The browser's title bar reads "BBC - KS2 Bitesize - Home - Windows Internet Explorer provided by St Cuthbert's C". The address bar shows the URL "http://www.bbc.co.uk/bitesize/ks2/". The browser's menu bar includes "File", "Edit", "View", "Favorites", "Tools", and "Help". The Favorites bar shows "BBC - KS2 Bitesize - Home". The browser's status bar at the bottom indicates "Internet" and "100%".

The website itself features the BBC logo in the top left corner. A navigation menu includes "News", "Sport", "Weather", "iPlayer", "TV", "Radio", and "More...". A search box is located in the top right corner. The main heading is "KS2 Bitesize" in a large, stylized font. On the left side, there is a vertical menu with icons and labels for "Home", "English", "Maths", and "Science". Below this menu is the "More Bitesize" section with the "cbbc" logo.

The central content area is divided into three main subject categories, each represented by a colorful button with a cartoon fish character: "English" (green), "Maths" (orange), and "Science" (purple). Below these buttons is a yellow banner titled "Find an activity here" which contains five activity thumbnails: "Spelling" (with a fox), "Microorganisms" (with a microscope), "Angles" (with a protractor and the number 180), "Story Planning" (with the word "Trapped!"), and "Light" (with a person's face).

# CGP Books Online

<https://www.cgpbooks.co.uk/info/preparing-for-sats>

Key Stage 2 Resources - Windows Internet Explorer provided by St Cuthbert's C

File Edit View Favorites Tools Help

Address [http://www.cgpbooks.co.uk/online\\_rev/ks2\\_choice.asp](http://www.cgpbooks.co.uk/online_rev/ks2_choice.asp) Go Links »

Google sats revision ks2 websites Search 19 blocked ABC Check AutoLink AutoFill Options sats revision ks2 websites

CGP

Home Schools Products Private Products What's New Jobs at CGP **Interactive** Guestbook Log In Shopping Cart

## CGP Interactive

HOME NEW KS1 KS2 KS3 GCSE AS LEVEL

### Key Stage 2

Hurrah... You've reached the Key Stage 2 section. To get to the games click on the subject you want below. Then you can use the buttons at the top of each page to go between the different subjects or to get back here. Have fun.

English Maths Science

[CGP Home](#) :: [Guestbook](#) :: [Contact us](#)

©2006 Coordination Group Publications

Done Internet

Start Start Center 2 Windows E... Publication1 - ... Key Stage 2 ... Microsoft Pow... EN 10:18

# BBC Skillswise

<http://www.bbc.co.uk/skillswise/0/>

## Compound nouns in sport

An introduction to compound nouns.

Skillswise

## Compound nouns in sport

Some words are compound nouns. They are made out of two other words.  
For example:

foot + ball = football  
basket + ball = basketball  
net + ball = netball



After the **countdown**, the **ringside** judges decided that the **southpaw** won by a **knockout**.

Factsheets Worksheets

Compound nouns in sport 1

Writing proper nouns 2

Back to topic



Nouns

Share this page

Share



# Thinking Blocks

<http://www.mathplayground.com/thinkingblocks.html>

**Word Problem:** For every 5 greeting cards Taylor sells, Clay sells 4. The two friends sold a total of 72 greeting cards last week. How many greeting cards did Clay sell?



Build a model that represents the ratio in the story problem.

Label

Label



Check

Clay's  
greeting cards

Taylor's  
greeting cards

# Maths is fun

<http://www.mathsisfun.com/>

**MATHS FUN**  
Try 20 FREE practice problems!

Year 1 Year 2 Year 3 Year 4 Year 5 Year 6 Year 7 Year 8 Year 9 Year 10 Year 11 Year 12

Select Language | G+ 2k | Hide Ads About Ads

Home Algebra Data Geometry Measure Numbers Dictionary Games Puzzles Worksheets

Link Here | Facebook | Twitter | Pinterest | Google+ | Email

Search

Index	Data	Geometry
Numbers	Puzzles	Money
Algebra	Calculus	Physics
Games	Dictionary	Worksheets
Measurement	Activities	

# Transum mathematics

<http://www.transum.org/Software/>



# TRANSUM MATHEMATICS

## For Learners

- Maths Map
- Go Maths
- Games
- Puzzles
- Times Tables
- TablesMaster
- iPad Maths
- Investigations
- Exam Questions



## For All

- Topics
- Parents
- Tutors
- Revision

## For Teachers

- Starter of the Day
- Shine+Write
- Fun Maths
- Breaking News
- Random Names
- Maths Videos
- Maths On Display
- Class Admin
- National Curriculum

# Questions and example papers


Link to all DFE KS2 SATs sample material

<https://www.gov.uk/government/collections/national-curriculum-assessments-practice-materials>

Link to previous SATs papers

<http://www.satspapers.org.uk/>

# Questions

A large, bold, black question mark is centered on the page. It consists of a curved hook at the top, a vertical stem in the middle, and a solid circular dot at the bottom.